

WELCOME TO DOCTALA GLOBAL

Digital care, anytime, anywhere

Brand

Doctala Global

Content

Visual Identity

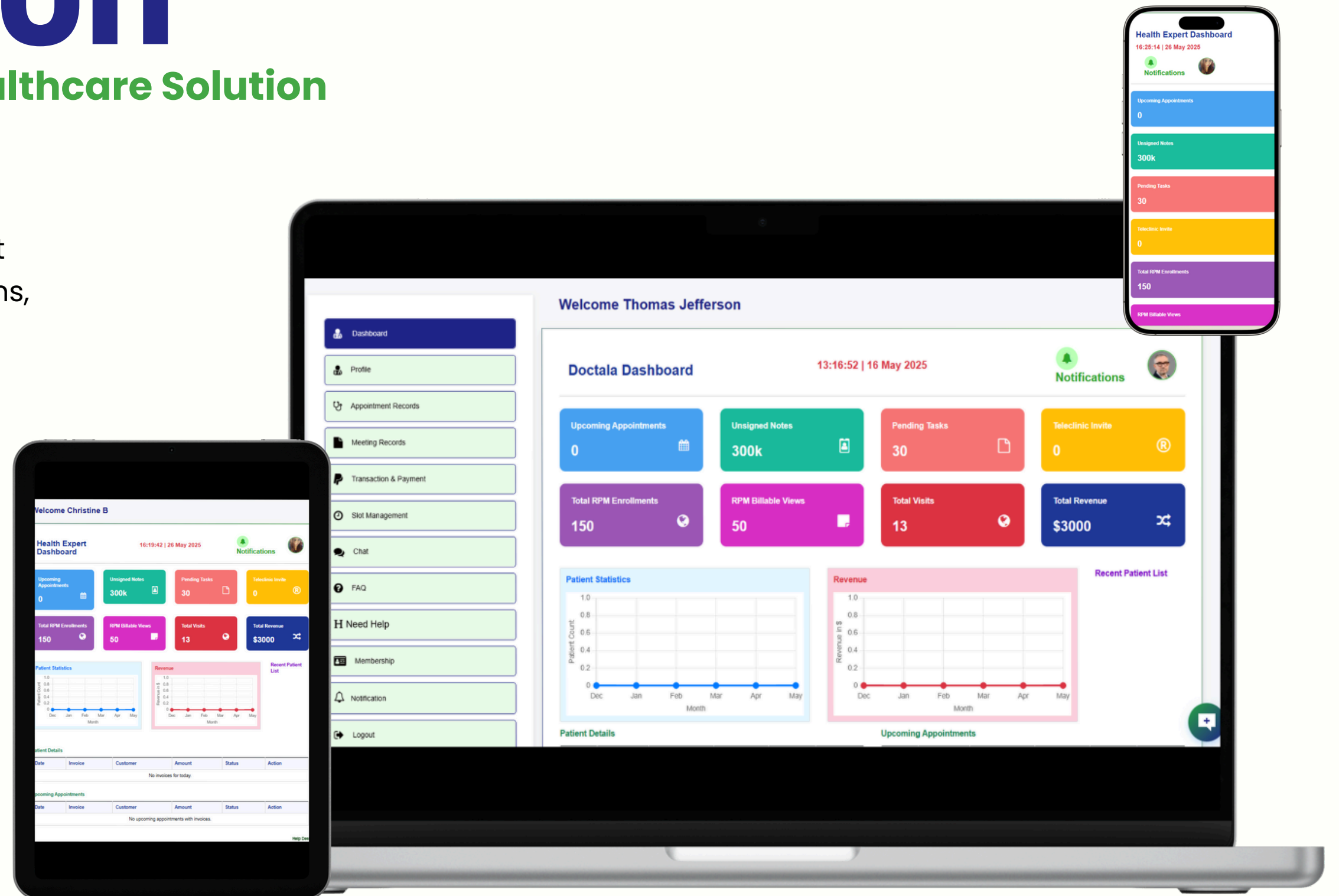
Document

Doctala Global User Guide for Healthcare Experts

Introduction

Welcome to Your Trusted Digital Healthcare Solution

Doctala Global is an advanced digital healthcare platform designed for certified healthcare experts. It enables professionals to provide virtual consultations, issue e-prescriptions, and manage patient records efficiently. The platform is secure, user-friendly, and compliant with healthcare regulations, ensuring seamless expert-patient interactions.



Registration & Profile Setup



Visit the Doctala Global website and click Sign Up as a Healthcare Expert.



Once approved, log in to access your Doctor Dashboard.



Upload identity verification documents for approval



Provide personal details, medical license number, and specialization.



Set up your consultation type (in-person/telemedicine), availability, and fees.



Navigate to Profile Settings to update your bio, consultation schedule, and payment preferences.

Navigating the Dashboard



**Access Appointments, Patient
Records, Messages, and
Reports from the main menu.**



**Customize settings for
notifications, security, and
consultation preferences.**



**Monitor daily
consultation stats and
earnings at a glance.**

Daily Login Process & Security Verification

Open the Doctala Global website.

Click on Log In.

Enter your email and password.

Complete two-factor authentication.

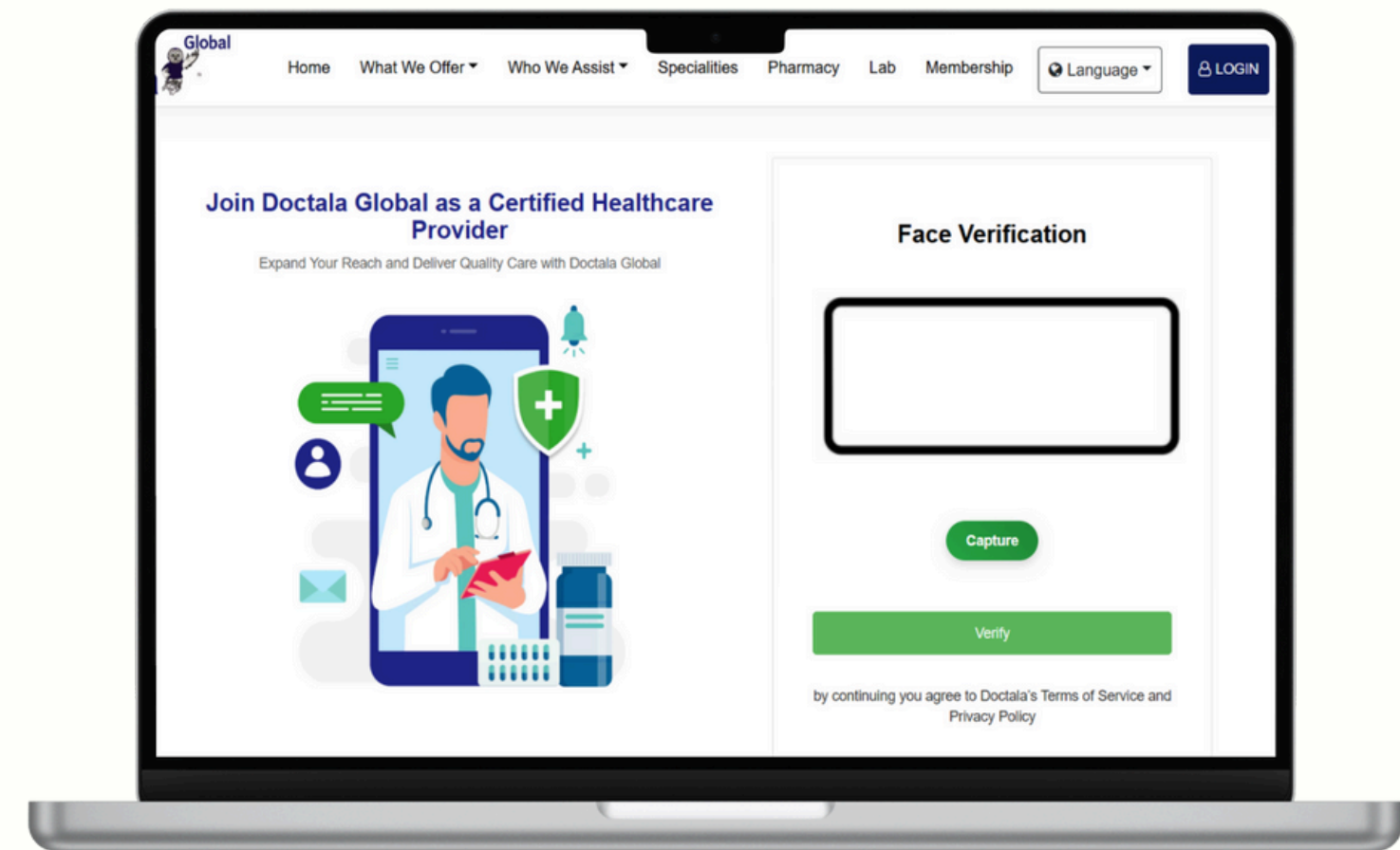
Undergo face verification for secure access.

Enter the OTP sent to your registered email for final authentication.

Click Sign In to access the Doctor Dashboard.

Check the Appointments Dashboard for daily schedules

Review messages and notifications for any patient updates.



Managing Appointments & Consultations

Appointment Scheduling

- ✓ Access the Appointments Dashboard to view upcoming bookings.
- ✓ Approve, reschedule, or cancel appointments.
- ✓ Enable auto-reminders for patients to reduce no-shows.

Virtual & In-Person Consultations

- ✓ Click Start Consultation from the Appointments Dashboard.
- ✓ Review the patient's medical history before starting.
- ✓ Conduct video or voice consultations securely.
- ✓ Issue an e-prescription or lab test order as needed.
- ✓ Save consultation notes for future reference.

Medical Documentation

Open Doctala Global Notes in the consultation window.



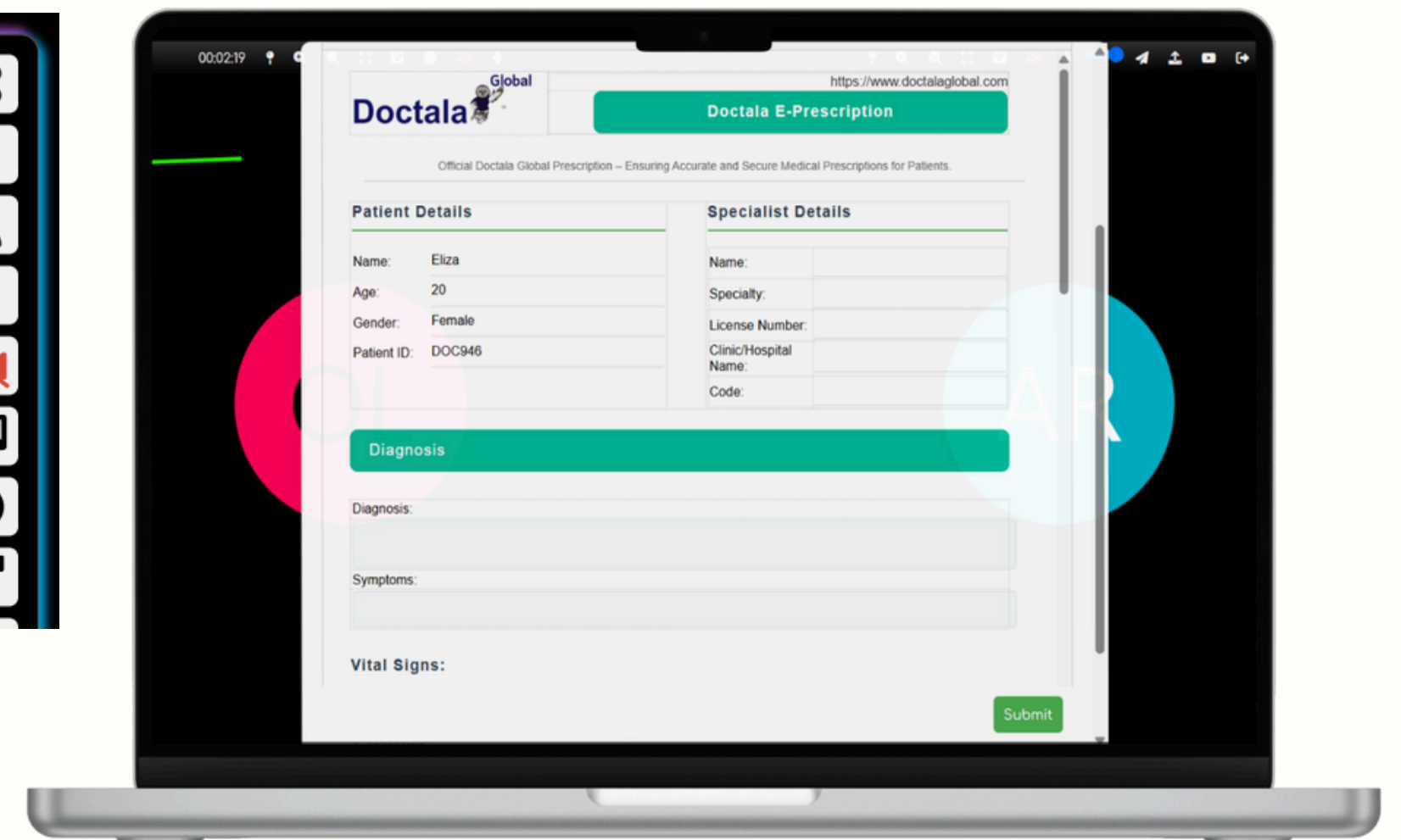
Attach diagnostic reports, images, and lab results.



Use voice-to-text or manually enter notes



Save as Private (Doctor-Only) or Shared (Patient Access).



E-Prescriptions



Open the patient profile and click Create E-Prescription.



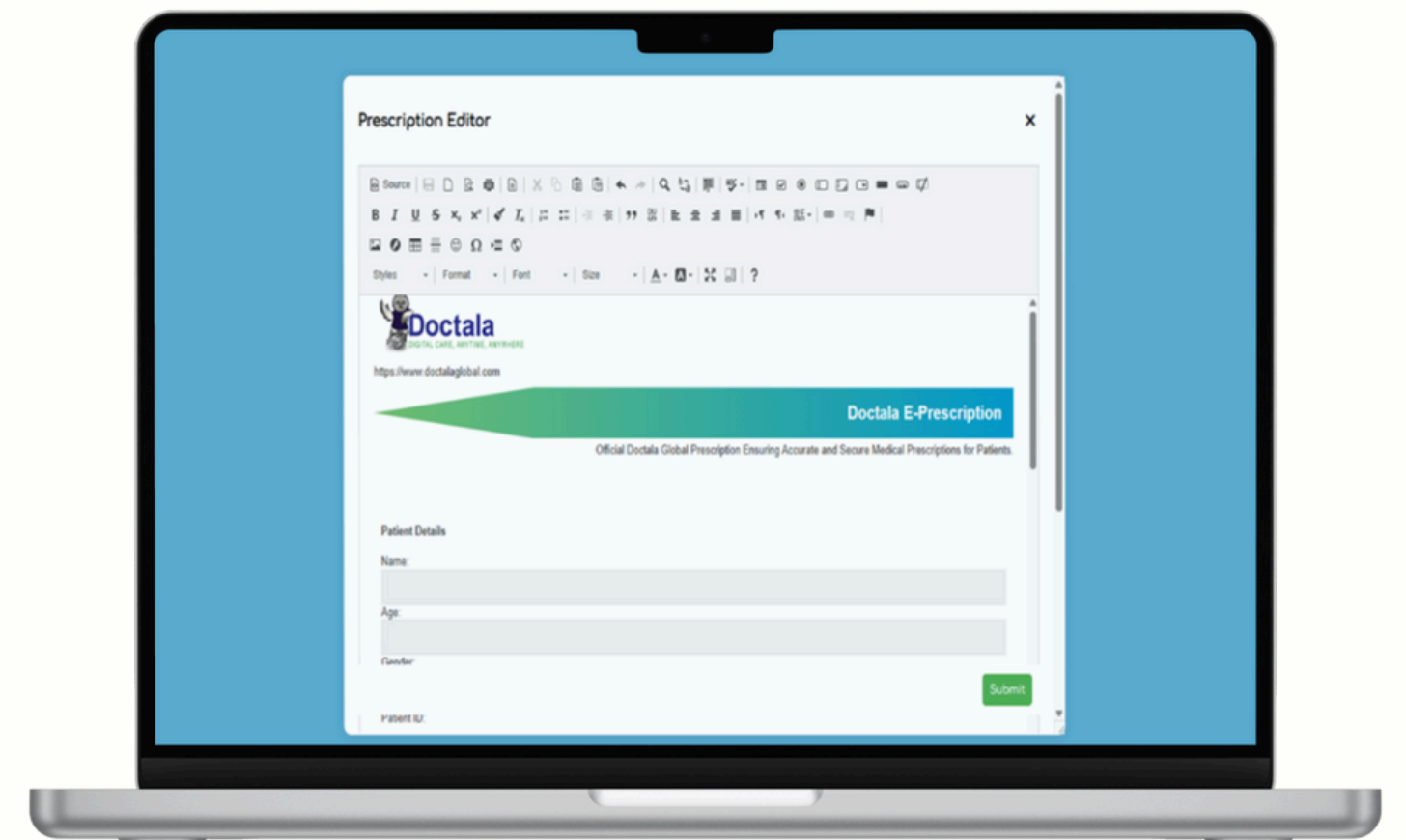
Select medications, dosage, and duration.



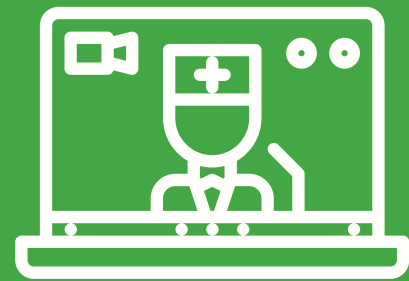
Add special instructions if necessary.



Click Send to Patient to share digitally.



Advanced DG Features



Doctala Global Teledermatology

1. Patients upload high-resolution images of skin conditions.
2. Dermatologists review images before the consultation.
3. Provide diagnosis, prescription, or specialist referral.



Doctala Global Phone

1. Patients can choose voice-only consultations.
2. Doctors initiate secure app-based calls.
3. Issue prescriptions or recommend tests over the call.



Doctala Global CRM

1. Manage patient records, appointments, and follow-ups.
2. Automate reminders and patient communication.
3. Generate reports for healthcare insights.



Doctala Global Pharmacy

1. Patients can order medications from verified pharmacies.
2. E-prescriptions are sent directly to the pharmacy for processing.



Doctala Global Teleradiology (Coming Soon)

1. Doctors can submit scanned reports for remote radiology assessment.
2. AI-assisted diagnostics help interpret results faster.

Secure Messaging & Follow-Ups

Referring to Specialists



Select Refer to Specialist in the patient's profile.



Share medical history and notes securely.

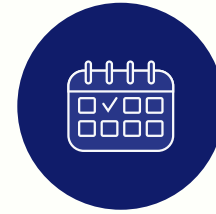


Track referral status and follow up if needed.

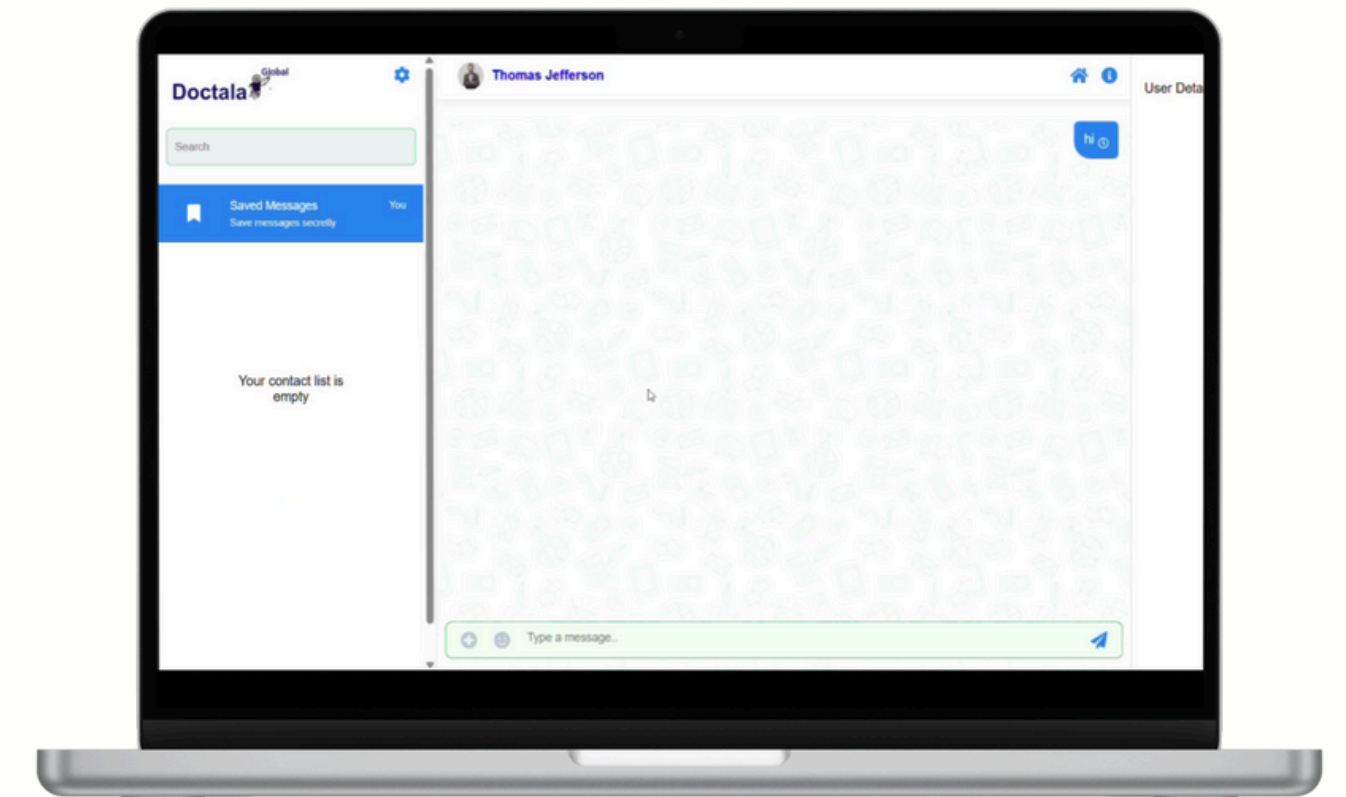
Communicating with Patients



Use Secure Messaging to answer queries.



Send post-consultation reminders for medication and follow-ups.



Payment Management

Receiving Payments



Enable Doctala Global Wallet Payments for seamless transactions.



Accept payments via UPI, credit/debit cards, or digital wallets.



Track payments in the Billing Dashboard.

Insurance Integration



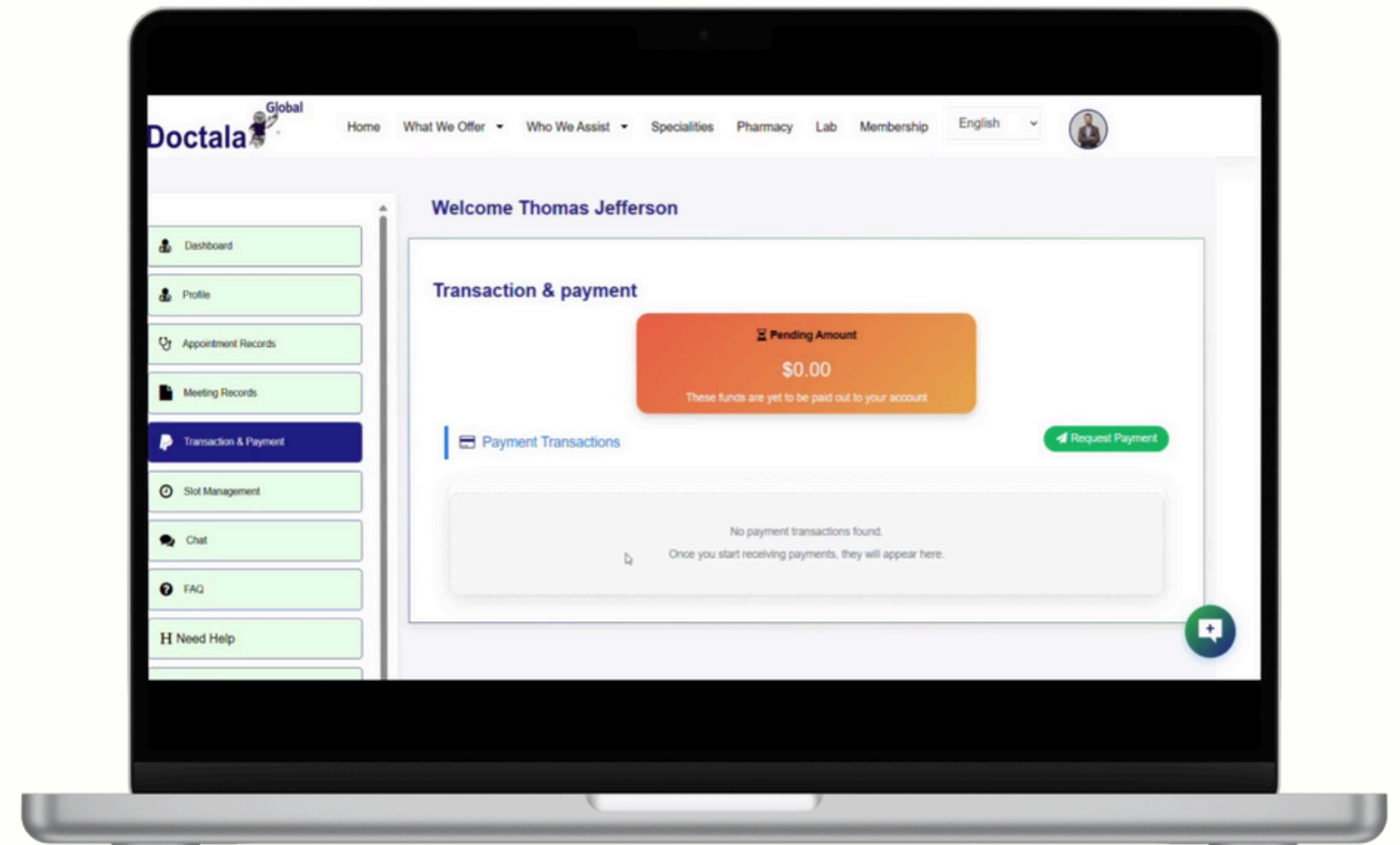
Enable health insurance billing for eligible consultations.



Patients can submit insurance claims directly via Doctala Global.



View insurance-approved payments in the Transactions History.



Doctala Global Wallet System

DG wallet is a secure and integrated digital payment feature designed to help healthcare professionals manage earnings, transactions, and payouts effortlessly within the Doctala Global platform.

01

Consultation Earnings Management

Receive and track payments from digital consultations, follow-ups, and patient interactions in real time. Funds are automatically credited to your DG Wallet after each completed service.

02

Quick Withdrawals & Payout Scheduling

Link your bank account and set preferred payout frequencies- weekly, or monthly for automatic or manual withdrawals. If needed, you may also request early disbursement of funds prior to the scheduled payout date, subject to eligibility and applicable terms and conditions.

03

Transparent Transaction History

Access a full ledger of wallet activity, including earnings, service fees, pending balances, and completed payouts, helping you stay audit-ready and financially organized.

04

Custom Service Billing

Set rates for virtual consultations, report reviews, second opinions, and specialty services. Doctala handles automated billing, receipts, and settlement through the wallet system.

05

Multi-Specialist Clinic Management

Clinic administrators can manage multiple practitioner wallets, monitor performance, and handle consolidated financial reporting from a centralized dashboard.

06

Security & Compliance

The wallet system uses bank-grade encryption, 2FA, and adheres to HIPAA, PCI-DSS, and GDPR standards to ensure data integrity and transaction security.

07

Support for International Professionals

Designed for cross-border services, the wallet supports multi-currency payments, transparent conversion rates, and compliance with regional financial regulations.

Compliance & Security



Doctala Global follows HIPAA, GDPR, and regional data protection laws.



All communications are end-to-end encrypted.



Patient data is stored securely with restricted access protocols.



Experts must verify identity before accessing certain features.



Performance Tracking & Reports

Monitoring Consultation Performance



View daily, weekly, and monthly consultation statistics.



Track patient satisfaction scores and feedback.

Generating Financial Reports



Access earnings, transaction history, and pending payments.



Export financial reports for record-keeping and tax filing.

Notifications & Alerts



Receive real-time alerts for new appointments, cancellations, or reschedules.



Get reminders for upcoming consultations, pending prescriptions, and lab reports.



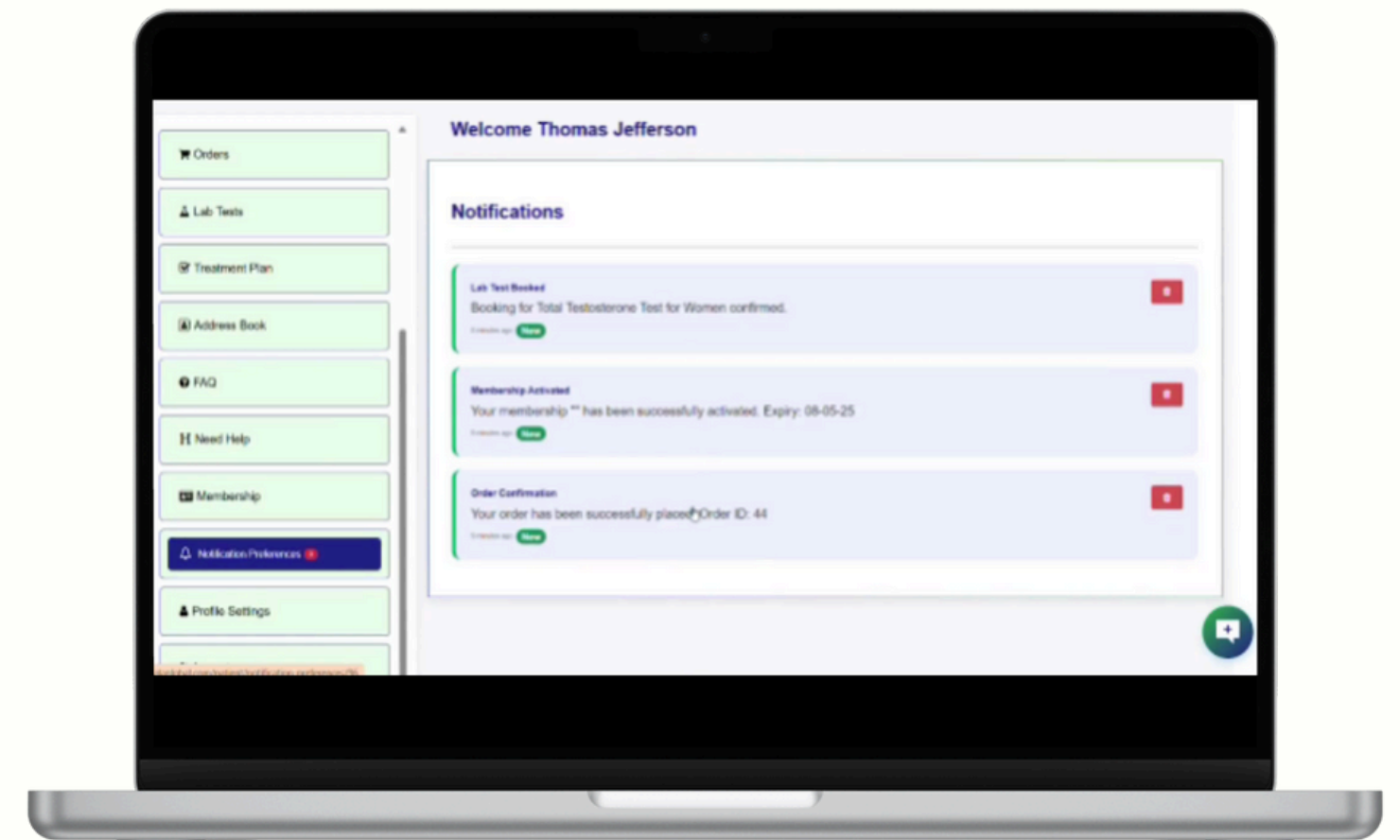
Stay updated on urgent patient messages and follow-up requests.



Customize notification preferences via email, SMS, or push notifications for seamless workflow management.



Security alerts notify you of new device logins and system updates for data protection.



Best Practices for Healthcare Experts

Enhancing Patient Experience

- ✓ **Maintain a professional and empathetic approach during consultations.**
- ✓ **Provide clear and concise medical advice.**
- ✓ **Ensure timely follow-ups and prescription updates.**

Optimizing Time Management

- ✓ **Set realistic consultation durations.**
- ✓ **Utilize Doctala Global Notes for quick documentation.**
- ✓ **Enable automated reminders to reduce patient no-shows.**

Troubleshooting & Support

Common Issues & Fixes

Login issues?

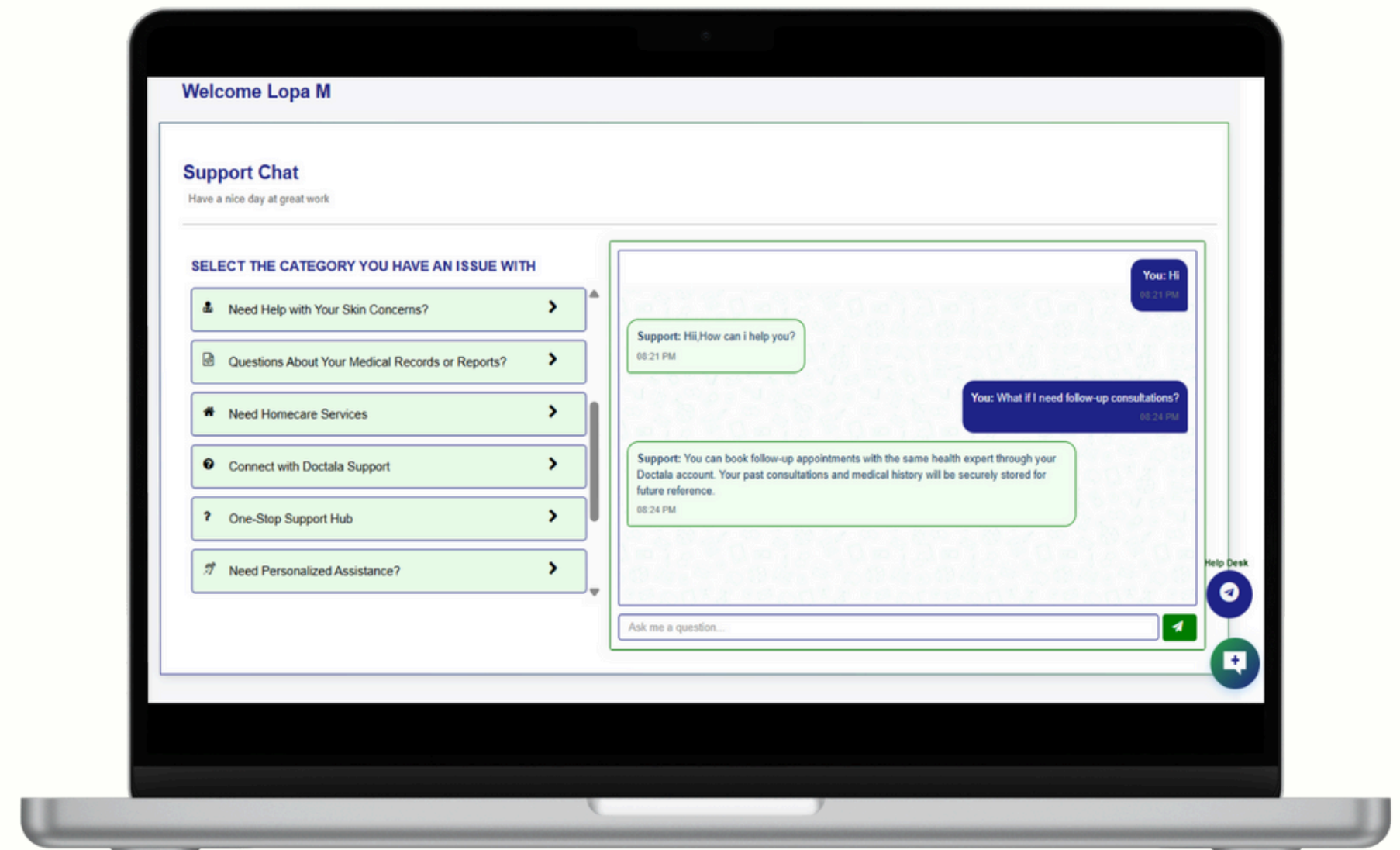
Reset password via Forgot Password.

Video call not working?

Check camera and microphone permissions.

Payment issues?

Verify bank details in Billing Settings.



Connect With Doctala Global

Smart AI-Powered Communication

Automated AI Chat: Get instant responses to common issues using Doctala Global's AI-powered chatbot.



Live Chat: Available 24/7 on the Doctala Global site.



Email: support@doctalaglobal.com
contact@doctalaglobal.com



Help Center: Access guides, FAQs, and troubleshooting tips and video tutorials on the Doctala Global website.



Thankyou for reading!

Follow Us on:

